

Sole agents of Blum in MZ

 **blum**[®]



 **Syknio**
Acessórios Mobiliários

Catalogue

📍 Av. de Angola, nº 2032 - Maputo - MZ

☎ +258 21 466 446 ☎ +258 84 434 3494

📞 +258 87 434 3499

✉ vendas@syknio.co.mz

🌐 www.syknio.co.mz

📱 syknio

 ***blum*** [®]

New innovative Blum products introduced at Interzum 2017

Austrian fittings manufacturer Blum is an innovative manufacturer and trusted service partner for the furniture industry. Blum's numerous innovative products are a beautiful combination of design, function and ergonomics. Everything revolves around benefits for customers. Customers and partners from the furniture industry, distributors and cabinet makers are provided with sophisticated products and services which makes lives easier – from planning and ordering to manufacturing, assembly and adjustment. Below are a few of the new innovative products, introduced at Interzum, to look forward to.

New hinges for individual furniture

(Arrival dates and availability to be announced.)



CLIP top BLUMOTION for thin fronts of wood or other materials including CLIP top Cristallo hinge for glass and mirror cabinets.



155° wide-angle zero protrusion hinge with integrated soft-close BLUMOTION.



Range of CLIP top BLUMOTION in onyx black for dark furniture.

Blum's online services

E-Services

E-Services is an online portal which provides useful online services, including product information and services for manufacturers.

NOTE: Registration and authorisation is required. Speak to your local Eclipse representative.

Website

For more detailed information on Blum products, visit Blum's website www.blum.com. Choose 'Africa' for relevant information.

You will also like these Blum Apps

Blum Media Collect



Blum Media Collect includes information and marketing materials for Blum products and services. Brochures, installation instructions, videos, images etc. are readily available.

NOTE: Registration for E-Services is required for access to this App. (Available for iPad only)

Blum Magazines



With Blum Magazines you can find out more about Blum products and company information interactively on your tablet.

Section A. Blum



Specify Blum throughout the home...



 **blum**[®]



We make kitchens work!




Imagine perfect motion - that's what we do

Furniture that opens and closes effortlessly - every time.
Our commitment to perfecting motion for perfect furniture.

Discover for yourself.



1. Blum Quality



- 1.1. Blum Hardware Guarantee
- 1.2. Original Blum Quality
- 1.3. Cleaning instructions



Blum Quality



Blum Hardware Guarantee

"Quality throughout your product's life"



Blum's goal has been to develop products that guarantee problem-free function throughout their lifespan. To demonstrate their commitment to this, Blum tests their hinges to two hundred thousand opening and closing cycles, their runner and pull-out systems are tested one hundred thousand times fully loaded, and their lift systems are opened and closed eighty thousand times. This enables us to give a guarantee against product failure during the lifespan of the cupboards. As an added protection against rust, all Blum CLIP-top hinges have three protective coatings of copper, nickel and an additional protective film. All other Blum hinges have been given this additional coating since the beginning of 2003.



The following care must be taken with Blum hardware, in order to keep this guarantee valid:

1. No cleaning liquids are to be used on the hardware as certain brands contain additives that destroy the nickel coating causing rust. Only a damp clean cloth should be used for cleaning.
2. All glazing of exterior windows and hanging of external doors must be completed before hardware installation is performed.
3. Do not overload the hardware. Each hinge has a carrying capacity of 3.5kgs while most standard runner systems have a load bearing capacity of 60kgs per pair static and 25kgs dynamic, TANDEM and TANDEMBOX intivo have a dynamic capacity of 30kg.
Blum does cater for heavier duty runners / box systems which are recommended for wider drawers.
4. All granite work should be completed before installing runner systems as the subsequent dust might affect the function adversely.



Blum conforms to ISO 9001 which is an international quality standard governing the assurance of product quality, service quality and quality of cooperation. Blum also meets the ISO 14001 standards of environmental management systems.

Kindly note that the guarantee is voided if Blum products are used/installed incorrectly and not to Blum's specifications and stipulations given in the Blum Catalogue.

As distributors, we have total confidence in the superior quality of Blum hardware. If you have any queries, please do not hesitate to contact us.

Yours sincerely



Shaun Willis
Blum Representative South Africa



We make kitchens work!

OUR SHOWROOMS

GAUTENG - 212 Katherine Street, Kramerville, Sandton - Tel 011 444 8118
WESTERN CAPE - 10 Woodbridge Business Park, Koeberg Rd, Milnerton - Tel 021 555 2282
EASTERN CAPE - 32 6th Avenue, Walmer, Port Elizabeth - Tel 041 581 0219
KWAZULU NATAL - 9 Ashfield Avenue, Springfield Park, Durban - Tel 031 579 2620

Tel: 0861 eclipse (3254773)



www.eclipsegroup.co.za
www.blum.com

1.2. Original Blum Quality

Innovative furniture fittings

Make sure you look for the original! Blum fittings are designed for optimal function in everyday life, stand for innovative technology and inspire with high quality of motion. You can rely on Blum quality for the lifetime of the furniture.



How to spot original Blum products:
www.blum.com/original



For impressive quality, it has to be the original

Genuine quality is worth the investment. In order to guarantee optimal function in everyday use, Blum fittings are subjected to intensive testing. Over 60 years of experience and technical expertise go into every Blum fitting.



1.3. Cleaning instructions

For Blum fittings

Blum fittings should give pleasure for the lifetime of the furniture. We have put together some helpful tips to make cleaning them easier for you.

The best way to clean your Blum fittings is as follows:

- Use a soft, lint-free cloth, a chamois leather or a sponge
- Ensure that the material you use to wipe the furniture with is just damp, not wet
- Always wipe the furniture again afterwards with a dry cloth
- If possible, use cleaning products intended specifically for materials such as leather, stainless steel etc.; otherwise, use only clean water
- Wipe off dirt as soon as it appears



Damp cloth

Avoid the following:

- using steam cleaners
- using cleaning products, such as abrasive cleaning powder, steel wool and scourers, as well as cleaning agents, such as acetone, chlorine, cellulose thinner and solutions whose names start with tri or tetra
- storing open cleaning products, baking powder, dishwasher products or table salt, for example. Fumes can cause corrosion on all metal surfaces.



No chemical cleaning agents



Lift systems



Hinge systems



Box systems



Runner systems



SERVO-DRIVE (electric)



ORGA-LINE containers



ORGA-LINE dividers



AMBIA-LINE cutlery insert



AMBIA-LINE frames



2. Innovative Cabinet Solutions



Create optimal storage space

Functional cabinets support good workflows and maximise available space. We offer a range of ideas and solutions to create practical cabinets for rooms throughout the home.

- 2.1. SPACE TOWER (kitchen, bedroom, bathroom)
- 2.2. SPACE CORNER drawers
- 2.3. U-shaped sink drawer
- 2.4. Waste/Recycling solutions
- 2.5. Spice/Bottle solutions

Ideas and solutions for cabinets throughout the home

Innovative Cabinet Solutions

2.1. SPACE TOWER - *The storage wonder*

Ample storage space is the main priority with SPACE TOWER. This clever cabinet solution makes the best possible use of the space available. SPACE TOWER can be accessed with impressive ease and can be tailored to each customer's individual needs. It is a convenient and ergonomic solution.

Features of SPACE TOWER

- SPACE TOWER is flexible in height, width and depth and can also be adjusted to individual storage requirements.
- Full extension internal drawers open individually for easy access from three sides.
- Dynamic load per internal drawer varies from 30kg up to 70kg.
- Versatile applications include: larder/pantry unit in the kitchen, storage in the bedroom, living areas and study.
- Add ORGA-LINE or AMBIA-LINE inner dividing systems for perfect organisation
- Available in TANDEMBOX, LEGRABOX pure and LEGRABOX free
- Available with the following motion technologies: BLUMOTION, TIP-ON BLUMOTION and SERVO-DRIVE



Available with these motion technologies:

BLUMOTION
by Blum
TIP-ON BLUMOTION
by Blum
SERVO-DRIVE
by Blum

Features of SPACE TOWER



Versatile in width, height and depth to suit individual storage space requirements.



Wide widths provide ample storage. (up to 1200mm)
Suitable for use as a pantry/larder unit



Narrow widths create functional storage space.
(from 300mm)



Each drawer can be opened individually.
Items are visible and easily accessed.



Drawers have a high loading capacity of up to 70kg, allowing bottles to be stored securely.



Heavily laden drawers close smoothly and effortlessly with BLUMOTION dampening

SPACE TOWER in every living area



SPACE TOWER in the kitchen



SPACE TOWER in the kitchen



SPACE TOWER in the bedroom



SPACE TOWER in the bathroom

2.2. SPACE CORNER drawer - *Made for the corner!*

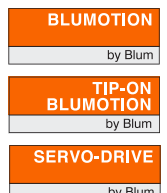
The space available in the corner is often used infrequently or inefficiently. A user-friendly alternative to conventional corner solutions is the SPACE CORNER. By using full extensions, the space is used optimally and items can be reached easily without bending.

Features of SPACE CORNER

- Full extension drawers
- Provides ergonomic access into the farthest reaches of the corner
- Optimal use of corner space
- Flexible dimensions up to 1200mm wide
- Dynamic load per drawer up to 65kg
- Two different side heights available either 83mm or 199mm
- Three dimensional adjustment for attractive gap layout
- Available in TANDEMBOX
- Available with the following motion technologies: BLUMOTION, TIP-ON BLUMOTION and SERVO-DRIVE
- Add ORGA-LINE inner dividing systems for perfect organisation



Available with these motion technologies:



2.3. U-shaped sink drawer

Wow your customers with a U-shaped sink drawer that makes optimal use of the existing space. Detergents, sponges and cleaning utensils can all be stored directly under the sink and are within easy reach. A U-shaped drawer enables the possible use of space to the left and right of the sink, meaning frequently used items such as sponges, washing-up liquid and tabs are close at hand but don't have to be stored on the work surface. This drawer is recommended for cabinet widths of 900 mm or more.

Features of the U-shaped sink drawer

- Full extension drawer that makes use of the space on either side of the sink
- Dynamic load per drawer up to 70kg
- Two different side heights either 83mm or 199mm
- Three dimensional adjustment for attractive gap layout
- Available in TANDEMBOX and LEGRABOX
- Available with the following motion technologies: BLUMOTION, TIP-ON BLUMOTION and SERVO-DRIVE
- Add ORGA-LINE or AMBIA-LINE inner dividing systems for further organisation



Available with these motion technologies:

BLUMOTION
by Blum
TIP-ON BLUMOTION
by Blum
SERVO-DRIVE
by Blum

2.4. Waste solutions for the Cleaning zone

blum

Syknio




450 & 500mm wide Waste drawer solution (2 x 26 litre bins)

- UNO -1011** UNOLUX NINKA 450mm (2 x 26L) TANDEMBOX (white)
- UNO -1012** UNOLUX NINKA 450mm (2 x 26L) TANDEMBOX (grey)
- UNO -1031** UNOLUX NINKA 500mm (2 x 26L) TANDEMBOX (white)
- UNO -1032** UNOLUX NINKA 500mm (2 x 26L) TANDEMBOX (grey)

Pre-assembled solutions including the following:

All Blum hardware and Ninka hardware including 2 x 26 litre, 450mm high bins

(For standard 500mm runner depth)




450mm wide Waste drawer solution (2 x 26 litre bins)

- UNO -1018** UNOLUX NINKA 450mm (2x 26L) LEGRABOX (Orion grey)
- UNO -1019** UNOLUX NINKA 450mm (2x 26L) LEGRABOX (silk white)

Pre-assembled solutions including the following:

All Blum hardware and Ninka hardware including 2 x 26 litre, 450mm high bins

(For standard 500mm runner depth)



450 & 500mm wide Waste drawer solution (2 x 32 litre bins)

- UNO -1021** UNOLUX NINKA 450mm (2 x 32L) TANDEMBOX (white)
- UNO -1022** UNOLUX NINKA 450mm (2 x 32L) TANDEMBOX (grey)
- UNO -1041** UNOLUX NINKA 500mm (2 x 32L) TANDEMBOX (white)
- UNO -1042** UNOLUX NINKA 500mm (2 x 32L) TANDEMBOX (grey)

Pre-assembled solutions including the following:

All Blum hardware and Ninka hardware including 2 x 32 litre, 560mm high bins

(For standard 500mm runner depth)



600mm wide Waste drawer solution (2 x 35 litre bins)

- UNO -1061** UNOLUX NINKA 600mm (2 x 35L) TANDEMBOX (white)
- UNO -1062** UNOLUX NINKA 600mm (2 x 35L) TANDEMBOX (grey)

Pre-assembled solutions including the following:

All Blum hardware and Ninka hardware including 2 x 35 litre, 450mm high bins

(For standard 500mm runner depth)

2.4. Waste solutions for the Cleaning zone

blum

Syknio



600mm wide Waste drawer solution (2 x 26 litre & 2 x 8 litre bins)

UNO -1051 UNOLUX NINKA 600mm (2x 26L & 2x 8L) TANDEMBOX (white)

UNO -1052 UNOLUX NINKA 600mm (2x 26L & 2x 8L) TANDEMBOX (grey)

Pre-assembled solutions including the following:

All Blum hardware and Ninka hardware including 2 x 26 litre and 2 x 8 litre, 450mm high bins

(For standard 500mm runner depth)



450mm



600mm

Features of the Ninka hanging frame used in the waste solutions with TANDEMBOX

- Frame is specifically designed for Blum TANDEMBOX drawer systems
- Clean and hygienic solution for waste disposal
- Safe storage of cleaning agents
- Convenient for separation of recyclables
- The bins are injection moulded from recyclable polymers
- The resistant finish makes the bins easy to clean
- The bins are equipped with practical carrying handles
- The system uses the Ninka one2four multi-bin range, the lid cover plate and the one2top accessory range.

Please note the full Ninka range is much larger and has many more solutions available. Refer to Section B.

2.5. Spice/bottle solutions for the Preparation zone

blum

Syknio



For 200mm & 300mm wide solutions
Staggered runners 20kg load
Symmetrical advantage
(no left/right issue)

200mm wide Spice/bottle solution

- UNO -1081** UNOLUX SPICE/BOTTLE 200mm TANDEMBOX ANTARO (S/WHITE)
- UNO -1091** UNOLUX SPICE/BOTTLE 200mm TANDEMBOX INTIVO BOXCAP (S/WHITE)
- UNO -1092** UNOLUX SPICE/BOTTLE 200mm TANDEMBOX INTIVO BOXCOVER (S/WHITE)
- UNO -1096** UNOLUX SPICE/BOTTLE 200mm LEGRABOX PURE (ORION GREY)
- UNO -1099** UNOLUX SPICE/BOTTLE 200mm LEGRABOX FREE (ORION GREY)

Pre-assembled solutions including the following:

All Blum hardware. Assembled with drawer bases and backs in 16mm white melamine.

Please note: The 200mm spice/bottle solution does not use spice holders or cross dividers.

(For standard 500mm runner depth)



300mm wide Spice/bottle solution

- UNO -2011** UNOLUX SPICE/BOTTLE 300mm TANDEMBOX ANTARO S/WHITE
- UNO -2021** UNOLUX SPICE/BOTTLE 300mm TANDEMBOX INTIVO BOXCAP S/WHITE
- UNO -2022** UNOLUX SPICE/BOTTLE 300mm TANDEMBOX INTIVO BOXCOVER S/WHITE
- UNO -2096** UNOLUX SPICE/BOTTLE 300mm LEGRABOX PURE (ORION GREY)
- UNO -2099** UNOLUX SPICE/BOTTLE 300mm LEGRABOX FREE (ORION GREY)

Pre-assembled solutions including the following:

All Blum hardware. Assembled with drawer bases and backs in 16mm white melamine.
TANDEMBOX includes 2 x ORGA-LINE spice holders and 4 cross dividers

LEGRABOX includes 1 x AMBIA-LINE spice holder and frame with 4 cross dividers

(For standard 500mm runner depth)

2.5. Spice/bottle solutions for the Preparation zone

blum

Syknio



450mm wide Spice/bottle solution

- UNO -2031** UNOLUX SPICE/BOTTLE 450mm TANDEMBOX ANTARO S/WHITE
- UNO -2041** UNOLUX SPICE/BOTTLE 450mm TANDEMBOX INTIVO BOXCAP S/WHITE
- UNO -2042** UNOLUX SPICE/BOTTLE 450mm TANDEMBOX INTIVO BOXCOVER S/WHITE

Pre-assembled solutions including the following:
All Blum hardware. Assembled with drawer bases and backs in 16mm white melamine.

TANDEMBOX includes 2 x ORGA-LINE spice holders and 4 cross dividers
(For standard 500mm runner depth)



- UNO -2046** UNOLUX SPICE/BOTTLE 450mm LEGRABOX PURE (ORION GREY)
- UNO -2049** UNOLUX SPICE/BOTTLE 450mm LEGRABOX FREE (ORION GREY)

Pre-assembled solutions including the following:
All Blum hardware. Assembled with drawer bases and backs in 16mm white melamine.

LEGRABOX includes 1 x AMBIA-LINE spice holder and frame with 4 cross dividers
(For standard 500mm runner depth)

Blum Spice holders



Blum ORGA-LINE spice holder For TANDEMBOX solutions

This spice holder can hold bottles and jars of all sizes. It is practical and can be stored in a drawer, used on a worktop and carried to the table. Suitable for the dishwasher too!



Blum AMBIA-LINE spice holder For LEGRABOX solutions

Spice bottles of various sizes can be neatly stored in this practical holder. Bottle labels are easy to view. Use in high-fronted drawers and access your spices with ease.

additional Blum accessories for unoLUX



SERVO-DRIVE uno

68-110

Z10NA20EA UNO SERVO KIT



Handle with latch for inner
drawers (450mm spice/bottle)

69-150

ZIF.80M7 HANDLE & LATCH S/WHITE



Stainless steel drip tray (not standard)

66-010

Z48.30B016 - 500mm DRIP TRAY ONLY

3. Motion Technologies



Motion technologies from Blum

- 3.1. BLUMOTION - Soft and effortless closing for drawers, lift systems and hinge systems
- 3.2. TIP-ON BLUMOTION - Touch open with soft-close for drawer systems. 100% mechanical.
- 3.3. SERVO-DRIVE - Electric opening support system for lift systems and drawers
- 3.4. TIP-ON - Mechanical opening support system for handle-less furniture
- 3.5. Infinite possibilities for handle-less furniture

Look out for these symbols indicating the available motion technologies for products:



Every Blum product,

creates effortless motion

3.1. BLUMOTION

What exactly is BLUMOTION?

BLUMOTION is an innovative and unique soft-close system developed by Blum. The controlled closing system ensures a soft, silent cushioned closing action. Regardless of the closing forces applied, or how heavy it is, furniture closes softly and effortlessly. BLUMOTION is integrated into box and runner systems; hinges and lift systems.

- Soft and effortless closing
- Adaptive cushioning system
- Integrated into all product groups
- Can be added to hinges without integrated BLUMOTION

BLUMOTION for soft closing drawers

There is no need to hold or guide drawers until they're closed. Simply push and let go and the drawer will close smoothly and softly. There is no banging sound on closing.

BLUMOTION for soft closing AVENTOS lift-systems

The lift-system will close softly and effortlessly. No harsh sounds will be heard as the front gently closes against the cabinet.

BLUMOTION for soft closing doors

Regardless of the closing force, doors will close softly and effortlessly. The dampening effect of BLUMOTION will ensure that doors will close smoothly and without banging against the cabinet.



BLUMOTION for soft closing drawers



BLUMOTION for soft closing lift systems



BLUMOTION for soft closing doors



3.2. TIP-ON BLUMOTION

Fascinating combination - Touch open, soft-close for handle-less drawers

TIP-ON BLUMOTION combines the advantages of the TIP-ON mechanical opening support system with reliable BLUMOTION dampening. A light press on the front opens the drawer. Closure with force activates the TIP-ON function, after which point BLUMOTION ensures a silent and effortless closing. This sophisticated motion technology can be used with LEGRABOX and TANDEMBOX metal drawer systems and also with the concealed runner system MOVENTO for wooden drawers. The best part: the motion is assisted 100% mechanically.

With a front gap of just 2.5 millimetres, TIP-ON BLUMOTION is also suitable for kitchens. The extensive trigger range is ensured at all times.


Should the drawer ever be pulled open or pushed closed manually, TIP-ON BLUMOTION will still remain fully functional at all times



TIP-ON BLUMOTION for handle-less drawers



TIP-ON BLUMOTION for easy opening



TIP-ON BLUMOTION for all areas

TIP-ON
BLUMOTION
by Blum

3.3. SERVO-DRIVE

SERVO-DRIVE - Electric opening support system

Ideal for handle-less furniture. Comfortable for furniture with handles.

SERVO-DRIVE – The electric motion support system allows automatic opening and closing. With a light touch, lift systems and drawers open by themselves and close softly and effortlessly with integrated BLUMOTION. Drawers and wall cabinets can be stopped in any position and set in motion again. The fittings are still fully functional in the event of a power failure. Just one system is required for the entire kitchen with SERVO-DRIVE. For both base and wall units.

SERVO-DRIVE is also available for individual applications

SERVO-DRIVE flex - For integrated dishwashers, refrigerators and freezers

In kitchens with minimalist, handle-less designs, built-in refrigerators, freezers and dishwashers can disappear stylishly behind furniture fronts now too.

SERVO-DRIVE uno - For the waste bin drawer

Access your waste bins hands-free by nudging the drawer front with your elbow or hip.

SERVO-DRIVE uno - For single AVENTOS lift system

An ideal motion support system for wall cabinets when only one lift system is going to be operated electrically.



SERVO-DRIVE for AVENTOS lift systems



SERVO-DRIVE for handle-less drawers



SERVO-DRIVE flex for refrigerators

SERVO-DRIVE

by Blum

BLUMOTION

by Blum

3.3. SERVO-DRIVE


SERVO-DRIVE for AVENTOS lift systems

Opens and closes automatically

Lift systems open with just a light touch and then close again with a press of a button with the SERVO-DRIVE electric motion support system. Even large and heavy fronts open effortlessly providing easy access to the cabinet interior. With integrated BLUMOTION, closing is silent and effortless.

Users can interrupt the motion at any time. In the event of a power failure, lift systems can be opened and closed manually.

- Easy to open with a light touch on the front
- Stops at any opening position
- Comfortable and easy to close with an easy to reach switch
- Soft and effortless closing with BLUMOTION
- Provides good access to cabinet interior
- Can be retrofitted to existing AVENTOS lift systems - HF, HS, HK, HL



3.3. SERVO-DRIVE

SERVO-DRIVE for all drawer systems

More freedom of design

SERVO-DRIVE can be combined with the metal LEGRABOX, TANDEMBOX drawer systems or with MOVENTO and TANDEM runner systems for wooden drawers. Drawers heavy or light, wide or narrow, open automatically using an electrical drive with just a light touch on a handle-less front or a light pull of the handle. This creates more freedom of motion as well as high opening comfort. In addition, BLUMOTION works alongside with silent and effortless closing action providing high quality of motion.

- Automatic opening with a light touch or pull
- No fixed connection to the drive system
- Soft and effortless closing with BLUMOTION
- Simple, tool-free assembly
- One SERVO-DRIVE unit for all applications
- Suitable for all runner lengths
- Shallow installation depth
- Open more than one drawer simultaneously with a single touch or pull



SERVO-DRIVE for individual applications

SERVO-DRIVE flex - For integrated dishwashers, refrigerators and freezers

Left or right stop, sliding or fixed door – regardless of the installation situation, SERVO-DRIVE flex can be used with built-in refrigerators, combination fridge/freezers, freezers and dishwashers. Various installation situations can be implemented with the SERVO-DRIVE flex electric opening support system. The drive unit is suitable for various device types. SERVO-DRIVE flex is a well-planned system, designed specifically to suit the demands of everyday kitchen use. Thanks to the intelligent functions, handle-less built-in devices can be operated easily and conveniently.

Adaptive system:

SERVO-DRIVE flex can be adapted to suit the door properties. The access gap is always the same size.

Automatic self-closing system:

If the door does not close after triggering the opening support system, the rod pulls the front shut again. The door does not remain open.

Trigger safeguarding:

After opening, the rod retracts into the drive unit. The working area remains free, opening function is not triggered again until pressure is applied to the front.

Lean protection:

SERVO-DRIVE flex differentiates between short pressing actions and longer leaning actions. The lean protection prevents accidental triggering of the opening support system.



SERVO-DRIVE flex for integrated refrigerator and freezer



SERVO-DRIVE flex for freezers



SERVO-DRIVE flex for dishwashers

SERVO-DRIVE

by Blum

BLUMOTION

by Blum

SERVO-DRIVE for individual applications

SERVO-DRIVE uno for waste drawers

SERVO-DRIVE uno makes throwing your waste into the bin easy! The waste drawer opens automatically with a light touch of your hip, knee or toe when your hands are full! The drawer front remains clean and waste can be placed in the bin easily. Simple and clean! With integrated BLUMOTION, the closing action is silent and effortless.

- One unit for a single drawer
- Can be retrofitted
- For base and top mounted waste systems
- Special feature to stop accidental opening

SERVO-DRIVE uno for AVENTOS HF, HS, HL and HK lift systems

SERVO-DRIVE uno for AVENTOS is an ideal motion support system for wall cabinets when only one lift system is going to be operated electrically. Powered by the Blum wall power supply (16 W), the lift system opens with a single touch and always closes silently and effortlessly thanks to BLUMOTION. The individual application thereby ensures ease of use electrically for lift systems in all living areas.



SERVO-DRIVE

by Blum

BLUMOTION

by Blum

3.4. TIP-ON

TIP-ON - Mechanical opening support system For handle-less furniture

TIP-ON can be used in the kitchen and throughout the home for any furniture whether it is wood, glass or metal. A light touch on the front is all that's required so the front can be grasped and opened easily. To close, simply press shut. TIP-ON allows you to have handle-less furniture that functions well.

- Easy to open with just a touch
- Secure closing with the TIP-ON magnet
- User-friendly and high quality - will not be damaged even when furniture is pulled open
- Easy assembly
- Either drill in or attach with colour coded housing

TIP-ON can be used with:

- Hinged doors (with or without BLUMOTION);
- AVENTOS HK, HK-S and HK-XS stay lifts;
- TANDEM runners for wooden drawers



TIP-ON for AVENTOS HK, HK-S & HK-XS stay lifts



TIP-ON for handle-less doors



TIP-ON for handle-less AVENTOS HK-XS



3.5. Infinite possibilities for handle-less furniture

Minimalist looks put the spotlight on the functionality of furniture.

Blum offers a range of options for designing handle-less doors, lift systems and drawers with high quality of motion.

SERVO-DRIVE, TIP-ON BLUMOTION, TIP-ON and BLUMOTION make different levels of convenience possible with handle-less furniture. Whether electrical or mechanical, our comprehensive range offers just the right solution for a wide range of requirements.



Clear-cut and precise

Blum's motion technologies enable a small front gap of just 2.5 mm for handle-less lift systems, doors and drawers. This creates a large amount of design freedom for handle-less furniture in all living areas, including the kitchen.



Practical and convenient

Motion technologies make furniture convenient and ergonomic to use, particularly as opening is so easy creating a pleasant experience for the user. Doors, drawers and lift systems seem to open as if by themselves. A brief touch with the hand, hip or knee is all that's required.



Infinite possibilities

Blum's motion technologies support the design of handle-less lift systems, doors and drawers. Whether 100% electric, 100% mechanical or a combination of both, there's a solution for every living area.



Convenient and exact

Convenient adjustment options help to create a harmonious overall appearance. Many components can be assembled tool-free. It takes very little time to adjust and create a precise and permanently uniform gap layout.

BLUMOTION

by Blum

**TIP-ON
BLUMOTION**

by Blum

SERVO-DRIVE

by Blum

TIP-ON

by Blum

4. Metal drawer (BOX)systems



Metal drawer (BOX) systems are used in the kitchen, bathroom, living room, bedroom as well as in the office. We provide the right solutions for these different living areas.

It doesn't matter whether drawers are heavily laden or empty, pushed gently or with force - thanks to BLUMOTION they will close silently and effortlessly every time.

Metal drawer (BOX) systems from Blum:

4.1. LEGRABOX

LEGRABOX pure - Elegant drawer solution

LEGRABOX free - Unique design

4.2. TANDEMBOX

TANDEMBOX intivo - Versatile box system

TANDEMBOX antaro - Clear design lines with a rectangular gallery

4.3. METABOX - Simple. Tried and tested. Economical.

Unlock endless design possibilities

Metal drawer (BOX) systems

4.1. LEGRABOX

LEGRABOX pure - Experience elegance

LEGRABOX pure offers a minimalistic, straightforward, simple and elegant drawer solution. Clear design lines characterise the look of LEGRABOX along with the straight interior and exterior side panels. The LEGRABOX pure design supports current living trends and opens up a wide range of design options. The sides are slim at 12.8mm thick and all three sides are uniform. LEGRABOX pure is versatile in its application as a drawer, inner drawer or high-fronted drawer.


LEGRABOX pure has a new type of runner system that provides an even higher quality of motion. The synchronised smooth running action increases comfort of motion and ensures a new level of runner smoothness and quality. Integrated BLUMOTION allows drawers to close silently and effortlessly every time - perfectly tuned to the nominal lengths and load bearing classes.

An inner dividing system, AMBIA-LINE, has been specially tailored to match the LEGRABOX pure design.

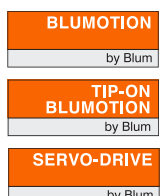
Advantages:

- High stability even when fully extended and heavily loaded. (suitable for wide and heavy drawers)
- High dynamic carrying capacity of 40 or 70kg.
- Full extension with nominal lengths of 270 - 650mm
- Can be adjusted in 3 dimensions with easily accessible height, side and tilt adjustment options thus achieving precise gap design of drawers.
- AMBIA-LINE inner dividing systems and accessories available
- Can be used in the kitchen, bathroom, living room or even as part of a shop display.
- Available in Orion Grey.

(Other colours can be ordered by special request)



Available with these motion technologies:



4.1. LEGRABOX

LEGRABOX free - Unique design

LEGRABOX free allows large surface design elements to be integrated harmoniously and effectively into the furniture. LEGRABOX free offers the freedom of individual design through the use of different materials such as glass which creates an open and light overall appearance. This option is exclusively available for the high fronted drawer in height C.

LEGRABOX free has a new type of runner system that provides an even higher quality of motion. The synchronised smooth running action increases comfort of motion and ensures a new level of runner smoothness and quality. The integrated BLUMOTION closes silently and effortlessly every time - perfectly tuned to the nominal lengths and load bearing classes.

An inner dividing system, AMBIA-LINE, has been specially tailored to match the LEGRABOX free design.

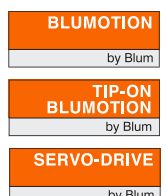
Advantages:

- High stability even when fully extended and heavily loaded. (suitable for wide and heavy drawers)
- Can use 8mm materials for side design elements eg. glass, wood
- High dynamic carrying capacity of 40 or 70kg.
- Full extension with nominal lengths of 270 - 650mm
- Can be adjusted in 3 dimensions with easily accessible height, side and tilt adjustment options thus achieving precise gap design of drawers.
- AMBIA-LINE inner dividing systems and accessories available
- Can be used in the kitchen, bathroom, living room or even as part of a shop display.
- Available in Orion Grey.

(Other colours can be ordered by special request)



Available with these motion technologies:



4.1. LEGRABOX

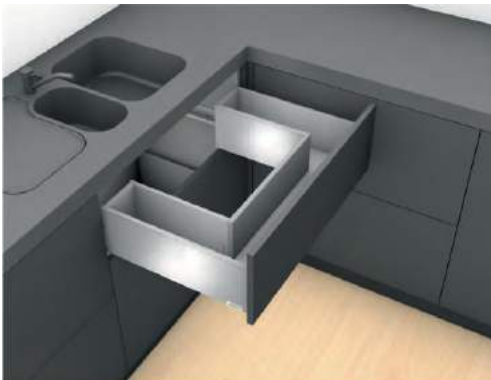
Wide range of applications with LEGRABOX pure and LEGRABOX free




LEGRABOX pure (standard) high fronted drawer with inner drawer



LEGRABOX free high-side drawer (Height C) showing glass option for design element



LEGRABOX pure U-shaped sink drawer



LEGRABOX free U-shaped sink drawer showing glass option for design element



LEGRABOX pure internal drawer for SPACE TOWER



LEGRABOX free internal drawer for SPACE TOWER showing glass option for design element

4.2. TANDEMBOX

TANDEMBOX OPTIMISATION

The TANDEMBOX drawer systems technology has been updated, taking it to a whole new level.

Easy opening

Lower opening forces and an even smoother transition to the feather-light glide improve performance from the moment you open.

Quality to the touch

You can feel the increased stability provided by the combination of the optimised drawer side and new front fixing bracket.


Feather-light glide

Components in the drawer side and cabinet profile have been further developed to optimise the feather-light glide of TANDEMBOX and the smooth running action.

TANDEMBOX is now available in two dynamic load bearing capacities, 30kg and the new 65kg

Advantages of a 65kg load capacity

- Specially designed for wide and extra deep applications therefore oversized drawers can be used.
- With BLUMOTION drawers close silently and effortlessly
- The additional support roller provides extra levels of safety and creates high runner quality even for top heavy situations.
- Load bearing capacity for all drawers has increased by 30%
- Load bearing capacity for all internal drawers eg. in SPACE TOWER has increased by 30%.



4.2. TANDEMBOX

TANDEMBOX intivo - Versatile system

TANDEMBOX intivo is a versatile system offering limitless design options for the construction of drawers, inner drawers, high fronted drawers of the highest quality. Make the interior of kitchen furniture unique with TANDEMBOX intivo.

For improved organisation and overview, TANDEMBOX intivo can also be equipped with ORGA-LINE inner dividing systems. With additional special solutions including the corner cabinet SPACE CORNER with SYNCROMOTION, the possibilities are endless.

The TANDEMBOX runner system with integrated BLUMOTION provides unsurpassed running action as well as silent and effortless closing action for all load bearing classes.

TANDEMBOX is now available with TIP-ON BLUMOTION, a mechanical opening system.

TANDEMBOX intivo - versatile and individual

TANDEMBOX intivo is based on specially developed drawer sides for high fronted drawers. Drawer sides are available in silk white. (Grey and stainless steel drawer sides are also available - orders on special request only)

Enhance the drawer sides with either:

BOXCAP - A cap on the drawer side in matching material to create a sleek, uniform design.

BOXCOVER - Select a design element from any desired material (eg. glass, wood, leather or stone) by using the BOXCOVER fixing and reveal endless design opportunities.



Available with these motion technologies:

BLUMOTION
by Blum


**TIP-ON
BLUMOTION**
by Blum

SERVO-DRIVE
by Blum

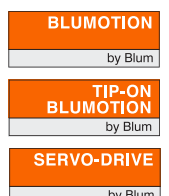
4.2. TANDEMBOX

Features of TANDEMBOX intivo:

- Full extension for a good view and direct access
- Stable even when fully extended and heavily loaded
- Feather light glide
- Optional side stabilisation is available
- High dynamic carrying capacity of 30kg and 65kg
- Fully loaded drawers are tested with 100 000 opening and closing cycles in Blum's test labs to guarantee top standards of quality
- Front pieces are available for inner drawers
- Individual design options using either BOXCAP or BOXCOVER
BOXCAP provides a uniform metal design
BOXCOVER allows for a design element
- Nominal lengths from 270 - 650mm
- 3-dimensional adjustment of the gap design
- Available in silk white (Grey is available on special order only)
- ORGA-LINE inner dividing systems and accessories available



Available with these motion technologies:



4.2. TANDEMBOX

Wide range of applications:



TANDEMBOX intivo with BOXCOVER and design element



TANDEMBOX intivo with BOXCAP



TANDEMBOX intivo internal drawer with design element



TANDEMBOX intivo internal drawer with BOXCAP sides and front cross gallery




SPACE CORNER with SYNCROMOTION and design element



SPACE CORNER with SYNCROMOTION and BOXCAP

4.2. TANDEMBOX

Wide range of applications:



U-shaped sink drawer with BOXCOVER and design element



U-shaped sink drawer with BOXCAP



TANDEMBOX intivo drawer



TANDEMBOX intivo inner drawer



SPACE CORNER with SYNCROMOTION drawer



ORGA-LINE inner dividing systems are available for TANDEMBOX intivo

4.2. TANDEMBOX

Some design element ideas for BOXCOVER

Speak to your manufacturer for possibilities.



With BOXCOVER you can make the inside of your furniture unique with design elements



Create drawer sides to match the exterior design using design elements with BOXCOVER




silk white with white perspex



silk white with zebano wood



silk white with wenge



silk white with frosted glass



silk white with grooved aluminium



silk white with carrara marble

4.2. TANDEMBOX

Maximise storage space with these cabinet solutions

SPACE TOWER larder unit

More storage in less space. The SPACE TOWER larder unit provides sufficient storage space in the kitchen. The internal drawers can be opened individually and are accessible from the front and sides. It is available in various widths, heights and depths to suit personal requirements, depending on the amount of storage space needed.

SPACE CORNER drawer

Made for the corner. The SPACE CORNER cabinet using full extension TANDEMBOX intivo offers ergonomic access into the farthest reaches of the corner and down to the lowest level. The result: total overview and unrestricted access. These cabinets integrate optimal running performance with quiet and easy operation - thanks to the proven features of BLUMOTION.

U-shaped sink drawer

Intelligent use of valuable kitchen space. Everything required for washing up can easily be stored in the drawer under the sink. The special U-shaped pull-out uses every inch to the left and right of the sink.



Available with these motion technologies:

BLUMOTION
by Blum
TIP-ON BLUMOTION
by Blum
SERVO-DRIVE
by Blum

4.2. TANDEMBOX

TANDEMBOX antaro - Clear design lines

TANDEMBOX antaro has a clear style - whether it's open with a rectangular gallery or as a closed drawer with a design element. Side design elements can be made from various materials to express unique style eg. glass, wood and metal. With integrated BLUMOTION, pull-outs close silently and effortlessly regardless of how much force is used for closing. TANDEMBOX is now available with TIP-ON BLUMOTION, a mechanical opening system.

Drawer sides are available silk white.

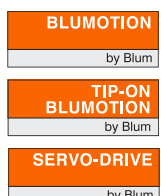
(Grey and stainless steel drawer sides are available - orders on special request only)

Features of TANDEMBOX antaro:

- Uniform design for all applications
- Colour co-ordinated individual components
- Full extension for a good view and direct access
- Stable even when fully extended and heavily loaded
- Feather light glide
- Optional side stabilisation is available
- High dynamic carrying capacity of 30kg and 65kg
- Fully loaded drawers are tested with 100 000 opening and closing cycles in Blum's test labs to guarantee top standards of quality
- Front pieces are available for inner drawers
- Nominal lengths from 270 - 650mm
- 3-dimensional adjustment of the gap design
- Available in silk white (Grey is available on special order only)
- ORGA-LINE inner dividing systems and accessories available



Available with these motion technologies:



4.2. TANDEMBOX

Wide range of applications:



TANDEMBOX antaro drawer



TANDEMBOX antaro high-fronted drawer with inner drawer



TANDEMBOX antaro SPACE CORNER drawer



TANDEMBOX antaro SPACE CORNER drawer



TANDEMBOX antaro high-fronted drawer with single gallery rail



TANDEMBOX antaro SPACE TOWER internal drawer with single gallery rail

4.2. TANDEMBOX

Wide range of applications:



TANDEMBOX antaro with frosted glass design element



TANDEMBOX antaro with metal design element



TANDEMBOX antaro with wood design element



TANDEMBOX antaro high-fronted drawer with ORGA-LINE



TANDEMBOX antaro with glass design element



TANDEMBOX antaro SPACE TOWER internal drawer with design element

4.2. TANDEMBOX

Maximise storage space with these cabinet solutions

SPACE TOWER larder unit

More storage in less space. The SPACE TOWER larder unit provides sufficient storage space in the kitchen. The internal drawers can be opened individually and are accessible from the front and sides. It is available in various widths, heights and depths to suit personal requirements, depending on the amount of storage space needed.

SPACE CORNER drawer

Made for the corner. The SPACE CORNER cabinet using full extension TANDEMBOX antaro offers ergonomic access into the farthest reaches of the corner and down to the lowest level. The result: total overview and unrestricted access. These cabinets integrate optimal running performance with quiet and easy operation - thanks to the proven features of BLUMOTION.

U-shaped sink drawer

Intelligent use of valuable kitchen space. Everything required for washing up can easily be stored in the drawer under the sink. The special U-shaped pull-out uses every inch to the left and right of the sink.



larder unit

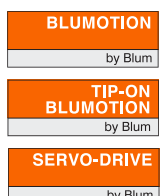


corner unit



sink unit

Available with these motion technologies:



4.3. METABOX

METABOX - Simple. Tried and tested.

METABOX is a high quality system with only a few component parts. Made from robust materials with careful workmanship, this box system has high stability and a dynamic carrying capacity of up to 25kg. Applications include the kitchen, bathroom, living area, offices and workshops.

Soft-close BLUMOTION for METABOX is available as an optional extra. Thus, drawers and pull-outs will close softly and effortlessly no matter the closing force or weight.

- Available in single extension
- Extremely practical and economical
- Nominal lengths from 270 - 550mm
- Dynamic load bearing 25kg
- Side stabilisation for very wide pull-outs
- BLUMOTION is available as an optional extra and can be retrofitted
- Available as a neat inner drawer



Available with this motion technology:



5. Runner Systems for Wooden Drawers



The runner systems from Blum for wooden drawers:

5.1. MOVENTO - The evolution of motion

5.2. TANDEM - Smoothest action

5.3. STANDARD - Tried and tested

Runner Systems for Wooden Drawers


5.1. MOVENTO

MOVENTO - Concealed runner system

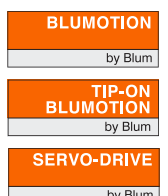
The MOVENTO concealed runner system for wooden drawers and pull-outs, provides an even more precise runner movement, synchronised smooth running action as well as new adjustment options. Low opening forces and a gentle transition to the smooth running action characterise the optimised opening behaviour. Low friction nylon rollers in the roller carriage ensure the smooth running action. Regardless of how large or heavy the pull-out or how much force is used for closing: Blum's proven BLUMOTION adapts and always ensures silent and effortless closing.

Advantages:

- New quality of motion from opening to closing
- New 4 dimensional easy setting option for an exact gap design
- 40kg and 60kg carrying capacity, excellent sag values and high stability, can be used in many applications
- Suitable for handle-less furniture
- Available with integrated TIP-ON BLUMOTION mechanical opening support system
- Optional: SERVO-DRIVE - the electrical opening support system
- The quality lasts for the lifetime of the furniture



Available with these motion technologies:



5.2. TANDEM

TANDEM - The smoothest running action for wooden drawers

TANDEM is the proven concealed runner system for wooden drawers with a feather-light glide and smooth running action. TANDEM can be used in all areas of the house adding value throughout. Even with heavy loads drawers glide open smoothly with TANDEM. With BLUMOTION closing is silent and effortless. For handle-less fronts the system can be used with SERVO-DRIVE.

- Single and full extension
- Nominal lengths of 250 - 750mm
- Locking device and hook and peg feature
- Dynamic load bearing of 30kg and 50kg
- Optional: BLUMOTION for silent and effortless closing
- Can be used with SERVO-DRIVE, electrical opening support system
- Optional side stabilisation
- Simple assembly, easy setup
- Excellent durability



Available with these motion technologies:



Advantages of TANDEM Single extension runners

Concealed from view

TANDEM runners are installed on the underside of wooden drawers creating neat, uncluttered drawer sides.

Feather light glide

TANDEM ensures a feather-light glide and high ease of use thanks to low-friction. TANDEM single extensions now have a soft stop action when pulled into the open position due to improvements to the roller carriage runner.

Varied programme

The wide range of nominal lengths and a load bearing class of 30kg provides versatile options.

Enhanced ease of use

TANDEM is available with or without BLUMOTION and can be equipped with SERVO-DRIVE for handle-less furniture

High quality

Blum lifetime guarantee of 15-20 years



Available with these motion technologies:



5.3. STANDARD

STANDARD - Cost effective - simple and good

The STANDARD runner technology has proven itself over many years. The roller runner has been tried and tested. STANDARD runners are very durable and have a long service life for wooden drawers and pull-outs.

- Available in single extension
- Nominal lengths of 250 - 800mm
- Dynamic load bearing 25kg
- Available in cream and brown
- Only a few components providing quick and easy assembly
- Good running action



6. Interior Organisation for drawers



Inner dividing systems for drawers

- 6.1. Use with DYNAMIC SPACE
- 6.2. AMBIA-LINE for LEGRABOX
- 6.3. AMBIA-LINE kitchen accessories
- 6.4. ORGA-LINE for TANDEMBOX
- 6.5. ORGA-LINE kitchen accessories

Interior Organisation for Drawers

6.1. Use with DYNAMIC SPACE

For optimal organisation in the kitchen

Set new standards for working in the kitchen. Inner dividing systems for drawers provide the perfect solution. Organise storage space to meet individual needs. Profit from interior organisation that is customised to the items being stored while emphasising beauty, quality, durability at the same time.

Refer to section 11.1. DYNAMIC SPACE



Consumables zone

ORGA-LINE / AMBIA-LINE for:
- Kitchen supplies



Non-consumables zone

ORGA-LINE / AMBIA-LINE for:
- Cutlery
- Odds and ends
- Plates and crockery
- Plastic containers



Cleaning zone

ORGA-LINE / AMBIA-LINE for:
- Cleaning utensils
- Cleaning materials
- Waste storage/separation



Preparation zone

ORGA-LINE / AMBIA-LINE for:
- Kitchen utensils, knives,
small electrical appliances
- Open provisions
- Spices
- Bottles
- Bottles and cutting boards
- Bottles and provisions



Cooking zone

ORGA-LINE / AMBIA-LINE for:
- Cooking utensils
- Pots, lids, pans and cooking utensils
- Baking ingredients
- Baking trays and baking ware

6.2. AMBIA-LINE

Perfect organisation for LEGRABOX

Slim, minimalist AMBIA-LINE inner-dividing system creates order with simple elegance. The straightforward design coordinates with the LEGRABOX system. The versatile frames are easy to use and can be positioned as desired, ensuring perfect organisation in any living area.

AMBIA-LINE is available in steel (Orion grey) or wood (Nebraska Oak)



Blum's Online Product Configurator

A quick and easy way to find the right inner dividing systems and kitchen accessories for you.

<http://www.eclipsegroup.co.za/blum/products/blum-product-configurator/>



6.3. AMBIA-LINE accessories

Everything in its place

Elegant design combined with well-conceived functionality. The attractive AMBIA-LINE kitchen accessories are practical and easy to use. Accessories include a foil and film dispenser, spice rack, knife holder and plate holder which helps keep the kitchen tidy. Accessories can be stored neatly in drawers and are easy to access.

AMBIA-LINE knife holder

Knives are always at hand. This knife holder can hold up to 9 knives safely and securely. Suitable for any AMBIA-LINE drawer frame with a width of 200mm.

AMBIA-LINE foil and film dispenser

A convenient way to dispense film and foil. Foil and film can be cut cleanly and easily, crease-free. Suitable for any AMBIA-LINE drawer frame with a width of 200mm.

AMBIA-LINE spice holder

Spice bottles of various sizes can be neatly stored in this practical spice holder, without tipping over. Suitable for AMBIA-LINE frames, for high fronted drawers, with a width of 218mm.

Blum plate holder

The Blum plate holder can hold up to 12 plates and can adjust to different sizes. The carrying handles make it easy to carry plates to the table or out to the garden. Stacked plates are securely held in place.



6.4. ORGA-LINE for TANDEMBOX

So many practical advantages

Speak to your consultant about the many ORGA-LINE solutions for TANDEMBOX intivo and TANDEMBOX antaro. View recommendations for use in the following pages.

ORGA-LINE inner dividing systems for drawers are becoming essential as they assist in the daily workflow. Stored items are perfectly organised, easy to find and readily accessible making a practical kitchen. ORGA-LINE provides the perfect solution. Storage space can be organised to meet your needs - whether its cutlery, utensils, bottles, pots or pans.

ORGA-LINE for cutlery

Stainless steel dividers and containers provide proper organisation for your cutlery. They can be laid out in any configuration. The individual containers are removable and can be cleaned in a dishwasher. Also suitable for storing odds and ends.

ORGA-LINE for utensils

Stainless steel dividers provide easy access and secure storage for drawers with utensils and small electrical appliances. Sets can be flexibly arranged.

ORGA-LINE for high-fronted drawers

A synergy of function and design. Adjustable cross and lateral dividers can be adapted to the contents ensuring the goods are held securely. Contents are easy to view and access.

Blum's Online Product Configurator

A quick and easy way to find the right inner dividing systems and kitchen accessories for you.

<http://www.eclipsegroup.co.za/blum/products/blum-product-configurator/>



ORGA-LINE stainless steel containers for cutlery



ORGA-LINE Utensil dividers



ORGA-LINE for high-fronted drawers





ORGA-LINE for provisions. Items are well organised and easily accessible.



ORGA-LINE for cutlery



ORGA-LINE for odds & ends



ORGA-LINE for bottles & cutting boards



ORGA-LINE for open provisions



ORGA-LINE for household cleaning utensils



ORGA-LINE for waste/recycling and cleaning agents





ORGA-LINE for cooking utensils.



ORGA-LINE for cutlery



ORGA-LINE for utensils



ORGA-LINE for containers



ORGA-LINE for provisions



ORGA-LINE for consumables



ORGA-LINE for pots



6.5. ORGA-LINE accessories

Simple ideas, big impact

ORGA-LINE accessories make many kitchen tasks easier and provide unobtrusive organisation. Items can be used from the drawer or placed on the worktop.

ORGA-LINE film dispenser

Provides cling-film without creases thanks to the dispenser rod. After a clean sweep of the cutter the film is ready for use.

ORGA-LINE foil dispenser

Cuts the foil quickly and easily without tearing.

ORGA-LINE knife holder

Holds up to nine knives, whether large or small. They are safely stored and always close at hand.

ORGA-LINE spice holder


Convenient storage of spice bottles. Labels are easy to view. Store in a drawer or use on a worktop.

ORGA-LINE bottle set

Bottles can be stored neatly and securely. Spills are easy to clean with the stainless steel drip tray.

Blum plate holders

Can hold up to twelve plates. Plates are neatly stacked and safely stored.



Blum Plate holders



ORGA-LINE bottle set with drip tray



ORGA-LINE spice holder, film and foil dispensers, knife holder



Blum plate holders



ORGA-LINE plate holder



ORGA-LINE foil dispenser



ORGA-LINE film dispenser



ORGA-LINE knife holder



ORGA-LINE spice holder



ORGA-LINE spice holder



7. Lift Systems



The AVENTOS lift systems from Blum:

Choose AVENTOS lift systems for smooth, flowing motion. AVENTOS lift systems enable you to lift up fronts providing unhindered access to the interior of wall cabinets.

The AVENTOS lift programmes will win you over with their extreme ease-of-use: Flaps open easily, remain in any desired position and close silently and effortlessly thanks to BLUMOTION. Other advantages of AVENTOS include: high stability, an elegant design and high durability.



3.1. AVENTOS HF (For large wall cabinets)
The bi-fold lift system:
Two-part front folds up



3.2. AVENTOS HS (For large wall cabinets)
The up and over lift system:
Single front swings up and over



3.3. AVENTOS HL (For large wall cabinets)
The lifting flap:
Single front lifts up parallel



3.4. AVENTOS HK (For small wall cabinets)
The stay lift:
Single front swings up



3.5. AVENTOS HK-S (For small wall cabinets)
The small stay lift:
Single front swings up



3.6. AVENTOS HK-XS (For small wall cabinets)
The extra small stay lift:
Single front swings up

Perfect motion for wall cabinets with AVENTOS lift systems

Lift systems

AVENTOS HF for bi-fold fronts

AVENTOS HF is Blum's award-winning fitting system for bi-fold fronts. This system is ideal for higher and large fronts. AVENTOS HF offers direct access, ease of use and freedom of movement.

Advantages:

- Suitable for large and/ or high wall cabinets
- For wooden and aluminium frame fronts
- Can be used with fronts of different heights
- Easy to open
- Stops at any opening position
- Handle easy to reach, even when open
- Silent and effortless closing, thanks to BLUMOTION
- Provides good access to the cabinet interior
- Available with SERVO-DRIVE
- Can be used with angle stops to avoid collision with ceiling

Suitable for:

Cabinet heights 480 to 1040mm

Cabinet widths up to 1800mm



Available with these motion technologies:



AVENTOS HS for large, single fronts - Award winning ease of use

With AVENTOS HS, the front swings up and over the cabinet. This system is ideal for large area, single fronts, as well as for cabinets with cornice or crown moulding.

Advantages:

- Ideal for large, single fronts
- Can be combined with cornice or crown moulding
- For wooden or aluminium frame fronts
- Tool-free cross stabiliser for even greater ease of use
- Easy to open
- Stops at any opening position
- Silent and effortless closing, thanks to BLUMOTION
- Provides good access to the cabinet interior
- Available with SERVO-DRIVE

Suitable for:

Cabinet heights 350 to 800mm

Cabinet widths up to 1800mm



Available with these motion technologies:



AVENTOS HL - The ultimate in ease and convenience

AVENTOS HL lifts the one-part front vertically, parallel to the cabinet. This lift system is ideal for applications in mid and high wall cabinets. Suitable for niche cabinets with cabinets above them, and for smaller and/or shallower unit. International design juries have presented AVENTOS HL with several awards.

Advantages:

- Suitable for mid and high wall cabinets, niche cabinets and small/shallow units
- Can be combined with cornice or crown moulding
- For wooden or aluminium frame fronts
- Tool-free cross stabiliser for even greater ease of use
- Easy to open
- Stops at any opening position
- Silent and effortless closing, thanks to BLUMOTION
- Provides good access to the cabinet interior
- Available with SERVO-DRIVE
- Can be used with angle stops to avoid collision with ceiling

Suitable for:

Cabinet heights 300 to 580mm

Cabinet widths up to 1800mm



Available with these motion technologies:



AVENTOS HK - State-of-the-art stay lifts

With AVENTOS HK, the front pivots up. This system is well suited for lift systems in wall cabinets where there are height restrictions, applications in tall cabinets and over the refrigerator.

Advantages:

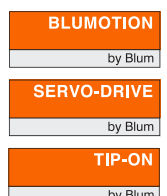
- Ideal for tall cabinets and cabinets with height restrictions
- For wooden and aluminium frame fronts
- Can be used with cornice and crown mouldings
- No hinges required
- Easy to open
- Stops at any opening position
- Silent and effortless closing, thanks to BLUMOTION
- Provides good access to the cabinet interior
- Available with TIP-ON for handle-less fronts
- Available with SERVO-DRIVE
- Can be used with angle stops to avoid collision with ceiling

Suitable for:

Cabinet heights up to 600mm
Cabinet widths up to 1800mm



Available with these motion technologies:



AVENTOS HK-S - Brings high quality motion to smaller cabinets

The AVENTOS HK-S lift system is the perfect solution for smaller and/or lighter stay lifts. Due to its minimal size, the lift mechanism fits perfectly into smaller cabinets. It has been specially designed in terms of size and performance to provide the consumer a perfect experience.

Advantages:

- Perfect for smaller cabinets
- Need only 170mm deep cabinet to work
- Easy to open
- Stops at any opening position
- No hinge required
- Silent and effortless closing, thanks to BLUMOTION
- Available with TIP-ON
- Provides good access to the cabinet interior

Suitable for:

Cabinet heights up to 400mm

Cabinet widths up to a maximum of 1 800mm



Available with these motion technologies:



AVENTOS HK-XS - Extra small, cost effective solution

The AVENTOS HK-XS fitting is small and narrow. This makes it suitable for small top wall cabinets and even cabinets that have low internal depths eg. above the stove or sink in the kitchen and above the basin in the bathroom. Cabinets can be equipped with either one or two symmetrical lift mechanisms, making it possible to lift larger, heavier fronts.

Advantages:

- Perfect for smaller top wall cabinets
- Need only 125mm deep cabinet to work eg above extractor
- Easy to open and access cabinet interior
- Stops at any opening position
- For wooden and aluminium frame fronts
- Suitable for cornice and crown mouldings
- Lift mechanisms and front fixings can be used symmetrically
- CLIP top BLUMOTION hinges for silent and effortless closing
- Available with TIP-ON
- Easy and safe assembly; simple fine tuning

Suitable for:

Cabinet heights up from 240mm to 600mm
 Cabinet widths up to a maximum of 1 200mm
 Interior depth minimum of 125mm



Available with these motion technologies:



8. Hinge Systems



Hinge Systems

Hinges connect the cabinet door to the cabinet. Doors can be opened to different angles and distances depending on the hinge type.

In combination with BLUMOTION, our hinges even close doors silently and effortlessly.

Precision: The hinge systems from Blum

8.1. CLIP top BLUMOTION

8.2. CLIP top: The hinge system with the CLIP mechanism

8.3. TIP-ON for doors - Housings and mechanisms



CLIP top BLUMOTION



CLIP top



BLUMOTION for CLIP top

Innovation and perfect precision

Hinge systems

8.1. CLIP top BLUMOTION

CLIP-top BLUMOTION - The ultimate in design elegance

The award-winning CLIP-top BLUMOTION hinge raises performance standards to the highest levels. With innovative technology, BLUMOTION has been seamlessly integrated into the boss. CLIP-top BLUMOTION delivers elegant design and movement precision. New planning options are available with the improved hinge pivot. Every door can now close with one silent and graceful action. CLIP-top BLUMOTION is designed to open and close 200 000 times, for fascinating quality of motion, for the lifetime of the furniture.

Advantages:

- For optimal function in smaller or lighter doors BLUMOTION can be deactivated
- With the 110° hinge, you can implement thicker doors up to 24mm
- Thicker doors can also be opened without collision due to the new geometry and it is possible to achieve a smaller door gap
- Also available for angled hinges
- Existing CLIP mounting plates can be used
- Proven CLIP top adjustment feature



Available with these motion technologies:



Hinge applications	CLIP top BLUMOTION	CLIP top		Application	Boss Fixing
		With spring	Unsprung		
▶▶ Standard application					
110°-hinge 102	■	■	■		
110°-special hinge 104	■	■	■		
107°-hinge 106	■	■	■		
CLIP 100° hinge 108	■	■	■		
▶▶ Wide angled application					
155°-hinge Nil protrusion hinge 110	■	■	■		
170°-hinge 114	■	■	■		
▶▶ Profile door application					
Profile/thick door hinge 116	■	■	■		
▶▶ Blind corner applications					
Blind corner hinge inset application 118	■		■		
Blind corner hinge overlay application 120	■				
▶▶ Aluminium frame application					
CLIP top BLUMOTION 95°-aluminium frame door hinge 122	■				
95°-aluminium frame door hinge 124		■	■		
▶▶ Glass door application					
CRISTALLO hinge 126		■	■		
Glass door hinge 128		■			
▶▶ Frame door application					
Mini-hinge 130		■			
▶▶ Corner cabinet solution					
Corner cabinet bi-fold hinge 132		■			
▶▶ Angled application – standard					
+45° I – angled hinge half overlay 136	■		■		
+45° II – angled hinge overlay 138	■		■		
+45° III – angled hinge full overlay 140	■		■		
+30° II – angled hinge overlay 142	■		■		
+30° III – angled hinge full overlay 144	■		■		
+20° II – angled hinge overlay 146	■		■		
+15° III – angled hinge full overlay 148	■		■		
±5° angled application 150		■	■		
-15° III – angled hinge full overlay 152	■		■		
-30° III – angled hinge full overlay 154	■		■		

This is a small selection of hinges that Eclipse stocks. Please enquire about the full range of hinges to suit the specific application.

8.2. CLIP top

CLIP-top - The proven classic

The hinge system with the CLIP mechanism. Every door with CLIP top opens and closes with reliable ease. The wide opening angle ensures easy access to the cabinet interior. Easy to set up, simple, tool-free assembly. In combination with BLUMOTION, even doors closed with force will close silently and effortlessly. Use with TIP-ON, the functional opening system for handle-less furniture. Tried and tested!







Advantages:

- Extremely reliable CLIP mechanism
- Easy, tool-free assembly and removal
- Comfortable, 3-dimensional door adjustment
- Comprehensive programme for the most varied application
- Adaptive BLUMOTION is available
- Can be combined with TIP-ON
- Award-winning design
- Excellent durability



Available with these
motion technologies:



Hinge applications			CLIP top	CLIP top		Application	Boss Fixing
			BLUMOTION	With spring	Unsprung		
▶▶ Standard application							
	110°-hinge	102	■	■	■		
	110°-special hinge	104	■	■	■		
	107°-hinge	106	■	■	■		
	CLIP 100° hinge	108	■	■	■		
▶▶ Wide angled application							
	155°-hinge	110	■	■	■		
	Nil protrusion hinge						
	170°-hinge	114	■	■	■		
▶▶ Profile door application							
	Profile/thick door hinge	116	■	■	■		
▶▶ Blind corner applications							
	Blind corner hinge inset application	118	■		■		
	Blind corner hinge overlay application	120	■				
▶▶ Aluminium frame application							
	CLIP top BLUMOTION 95°-aluminium frame door hinge	122	■				
	95°-aluminium frame door hinge	124		■	■		
▶▶ Glass door application							
	CRISTALLO hinge	126		■	■		
	Glass door hinge	128		■			
▶▶ Frame door application							
	Mini-hinge	130		■			
▶▶ Corner cabinet solution							
	Corner cabinet bi-fold hinge	132		■			
▶▶ Angled application – standard							
	+45° I – angled hinge half overlay	136	■		■		
	+45° II – angled hinge overlay	138	■		■		
	+45° III – angled hinge full overlay	140	■		■		
	+30° II – angled hinge overlay	142	■		■		
	+30° III – angled hinge full overlay	144	■		■		
	+20° II – angled hinge overlay	146	■		■		
	+15° III – angled hinge full overlay	148	■		■		
	±5° angled application	150		■	■		
	-15° III – angled hinge full overlay	152	■		■		
	-30° III – angled hinge full overlay	154	■		■		

This is a small selection of hinges that Eclipse stocks. Please enquire about the full range of hinges to suit the specific application.

Single -Touch Opening

Handle-less fronts open at a single touch with the TIP-ON mechanical opening system by Blum. To close, simply press shut. TIP-ON is combined with the tried and tested CLIP-top hinge to deliver top quality motion for doors. TIP-ON can also be used for AVENTOS stay lift systems.

TIP-ON with magnet

- Short and long models are available, with colour matching adaptor plates.
- Available in silk white or grey.
- Tool free door gap adjustment feature is integrated in all models.
- The fitting merges beautifully with the cabinet interior, offering freedom of design and top-quality motion.
- Easy to open with just a light touch
- Secure closing with TIP-ON magnet
- User friendly and high quality – will not be damaged even when pulled open
- For fixing to the cabinet, either drill directly into the carcass (use Blum Assembly Jigs to make this effortless) or attach to the carcass with a colour match adaptor plate

TIP-ON with bumper

- Designed for use with Blum sprung hinges.
- Use with Blum sprung hinges, or even Blum hinges with BLUMOTION
- All the same qualities as TIP-ON for doors with magnet.
- Retrofit to any existing installations using Blum sprung hinges
- To close, simply push shut.
- Available in silk white or grey.



9. Further products

Connectors

In the Blum programme you will find connectors for various furniture designs:

- Connectors for free-standing furniture
- Connectors for bedroom furniture
- Connectors for carcass connection

Blum connectors withstand high loads and are exceptionally safe. This reliability is particularly important on heavily laden furniture, as found in kitchens.



Further products

10. Assembly devices



10.1. Drilling and Insertion Machines

Blum's drilling and insertion machines are designed for the assembly of Blum products. They enable precision drilling and insertion of fittings. Setup and operation is simple and easy.

User-friendly and precise: Blum drilling and insertion machines

- MINIPRESS M - Mobile
- MINIPRESS P - Specialised
- MINIPRESS PRO - A versatile tool
- PRO-CENTRE - The professional assembly centre

10.2. Jigs

- BOXFIX E-T (For TANDEMBOX)
- BOXFIX E-L (For LEGRABOX)
- Base Router (For LEGRABOX)
- ECO-DRILL
- Jig Case
- Universal drilling template
- Drilling template for hinges
- TANDEMBOX front fixing marking template
- LEGRABOX front fixing marking template

10.3. DYNALOG

Planning and ordering software, for flexible cabinet planning and easy fittings ordering

Efficient, precise and easy to use

Assembly devices

10.1. Drilling and insertion machines

MINIPRESS M

MINIPRESS M - Mobile

The compact, practical tool

Blum's MINIPRESS M is a robust tool for use on site or in the workshop.

MINIPRESS M requires neither compressed air nor a strong power supply. The machine can be operated from a regular room outlet (230V). It is especially well suited for the assembly of hinge systems.

MINIPRESS M is recommended for

- Furniture hinges:
Drilling/Insertion (knock-in style)
- Mounting plates:
Drilling/Insertion (knock-in style)

Advantages:

- Precise assembly
- Vertical drilling and component insertion
- Transportable (no compressed air required) - can also be used at the work site
- No strong power supply required - can be operated from a regular power outlet.
- It takes no time at all to produce the desired drilling pattern



MINIPRESS P

MINIPRESS P - Pneumatic

Old hand at assembly

As a drilling and fittings insertion specialist, MINIPRESS P takes on the routine jobs in the workshop producing precise assembly results for; cabinets, doors and frontals.

Once set-up is complete, the drilling and insertion processes are quick, accurate and easy.

MINIPRESS P is recommended for

- Furniture hinges:
Drilling/Insertion (knock-in style)
- Mounting plates:
Drilling/Insertion (knock-in style)

Advantages:

- Precise assembly
- Vertical drilling and component insertion
- Drilling distance settings using spindle
- Pneumatic feed
- Optional upgrades: Laser centre stop, hold down clamps



MINIPRESS PRO

MINIPRESS PRO - A versatile tool

New generation of assembly comfort

Take advantage of the MINIPRESS PRO's versatility for easy vertical cabinet, door and front drilling. MINIPRESS PRO saves time and provides flexibility in the workshop. Vertical drillings and fittings insertion can be carried out with absolute precision and efficiency.

MINIPRESS PRO is recommended for

- Furniture hinges: Drilling/Insertion (knock-in style)
- Mounting plates: Drilling/Insertion (knock-in style)
- Front assembly: Drilling/Insertion (knock-in style)
- Line drilling: Drilling
- Carcase profiles: Drilling

Advantages:

- Precise assembly
- Vertical drilling and component insertion
- Quick change of drilling heads
- Easy positioning using interchangeable rulers
- Easy setting options via set-up plans
- Drilling depth and distance settings using spindle or revolving handle



PRO-CENTRE

PRO-CENTRE - Multi-talented

The professional assembly centre

PRO-CENTRE is the most capable among Blum's drilling and insertion machines.

It can be used to carry out all drilling and insertion work related to the assembly of Blum products.

An extensive construction set system (set-up plans, drilling heads and rulers) ensures that the proven PRO-CENTRE will meet individual assembly requirements.

PRO-CENTRE is recommended for:

Vertical drilling:

- Furniture hinges: Drilling/Insertion (knock-in style)
- Mounting plates: Drilling/Insertion (knock-in style)
- Front assembly: Drilling/Insertion (knock-in style)
- Line drilling: Drilling
- Carcase profiles: Drilling

Horizontal drilling:

- Wooden dowel drilling
- Drilling for BLUMOTION
- Cam and pin drilling



Advantages:

- Precise assembly
- Vertical drilling and component insertion
- Horizontal drilling
- Drilling head can be changed without tools
- Easy positioning using interchangeable rulers
- Easy setting options via set-up plans
- Drilling depth and distance settings using spindle or revolving handle

10.2. JIGS for easy assembly

BOXFIX E-T

BOXFIX E-T assembly device
Drawer assembly: 3-sided, screw-on
Processing of: **TANDEMBOX**
Length area of drawer side: from 270 to 650 mm
Cabinet width: from 270 to 1200 mm
Height of back: maximum 199 mm
Assembly device variation: tool free adjustable



ZMM.0350



BOXFIX E-L

BOXFIX E-L assembly device
Drawer assembly: 3-sided, screw-on
Processing of: **LEGRABOX**
Length area of drawer side: from 270 to 650 mm
Cabinet width: from 270 to 1200 mm
Height of back: maximum 212 mm
Assembly device variation: tool free adjustable



ZMM.0700

Base Router for LEGRABOX

Table device for the processing of:
LEGRABOX base routing
Base 15 to 16 mm
Type of connection: 1-phase
Operating power/frequency: 1x230 V, 50/60 Hz
Motor performance: 1.8kW



M35.7300



10.2. JIGS for easy assembly

ECO-DRILL - Manual

The compact tool for on-site hinge drilling.

ECO-DRILL requires power from a standard battery or 220V hand drill. The machine can be fully adjusted for hinge pot depth and for off edge boring.

ECO-DRILL is recommended for
·Furniture hinges: Drilling (knock-in style)

Advantages:

- Precise assembly
- Vertical drilling
- Transportable (no compressed air required) - can be used at the work site
- No strong power supply required - can be operated from a regular power drill
- It takes no time at all to produce the desired drilling pattern

M31.1000



Jig Case

Drill perfectly on site, as per Blum specification



Jig case includes the following:

65.059A Drilling Template for Hinges
65.5810.01 Cabinet Angle Template
65.1051.01 Universal Drilling Template
(Most used Jig of All)

ZML.0040 Universal Drilling Template for Drawer Fronts
ZML.3580 Drawer Front Marking Template for TANDEMBOX
ZML.3600 Drawer Front Marking Template Flags
for TANDEMBOX antaro "D" height

10.2. JIGS for easy assembly

Universal Drilling Template

Universal-single template for the processing of:

- 955.TIP-ON and 970.BLUMOTION adapter plates (cruciform and horiz.)
- AVENTOS lift mechanism
- Cabinet profiles: TANDEM / TANDEMBOX / METABOX / MOVENTO
- mounting plates
- cruciform mounting plates




65.1051.02

Drilling Template for Hinges

Drilling template for the processing of hinge systems:

- CLIP mounting plates
- CLIP furniture hinges



65.7500.03

TANDEMBOX Front Fixing Marking Template

Marking template for the processing of:
TANDEMBOX intivo front fixing bracket




ZML.3580



LEGRABOX Front Fixing Marking Template

Marking template for the processing of:
LEGRABOX front fixing bracket



ZML.3710



10.3. DYNALOG

DYNALOG - Cabinet planning and more

Using the DYNALOG planning software, cabinet planning for Blum fittings is complete and precise. Automatic collision checking in the DYNAPLAN cabinet planner ensures that designs are feasible and removes the need for trial applications.

The interfaces in DYNAPLAN allow data to be exported to and imported from CAD or CAM programs.

Advantages:

- DYNAPLAN calculates the correct fittings positions and determines the necessary parts lists, fittings data and wooden parts
- Interfaces for visualisation in CAD programs
- Communication between the CAD main program and DYNAPLAN allows plans to be edited and adjusted at any time



DYNALOG information and download guide

Planning and ordering software for flexible cabinet planning. Download available.

www.blum.com/planningtools



More information on DYNAPLAN

DYNAPLAN gives you different ways of planning cabinets and ordering the right Blum fittings.

www.blum.com/dynaplan



11. Training and Support



11.1. DYNAMIC SPACE - Ideas for practical kitchen design

11.2. Workshops for kitchen design and sales

11.3. Technical training for fitters and manufacturers

11.4. Zone Planner - Kitchen planning tool

11.5. EASY ASSEMBLY App for installers

Additional services, ideas and workshops

Training and Support

11.1. DYNAMIC SPACE

The 2 sides of a kitchen

Beautiful & practical

Ideas for practical kitchens

Blum has been investigating the needs and requirements of kitchen users for years. Blum would like to share its findings with you. Experience shows that a kitchen will last about 15 years or longer. However, it still has to prove its worth in day-to-day use. So it's important that it not only looks good but is practical too.

What makes kitchens practical? Kitchens are usually put to intensive use and have to withstand the rigours of the daily routine so you soon find out what makes them practical. Blum's Requirement Research has shown that practical kitchens have three essential features: Simple workflows, optimal space usage and top quality motion. In short - workflow, space and motion.

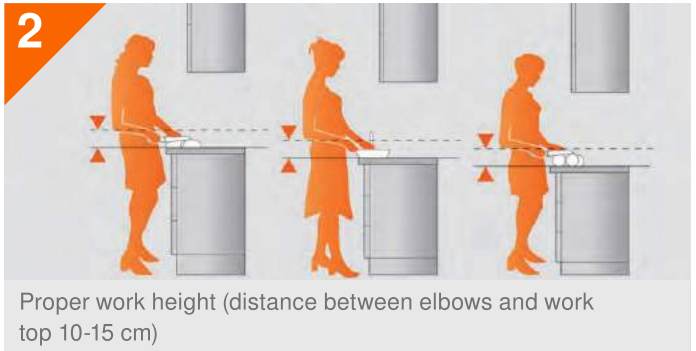
DYNAMIC SPACE - ideas for practical kitchens. Be inspired!



Ideas from Blum
for practical kitchens



1 Full extension instead of shelves



2 Proper work height (distance between elbows and work top 10-15 cm)



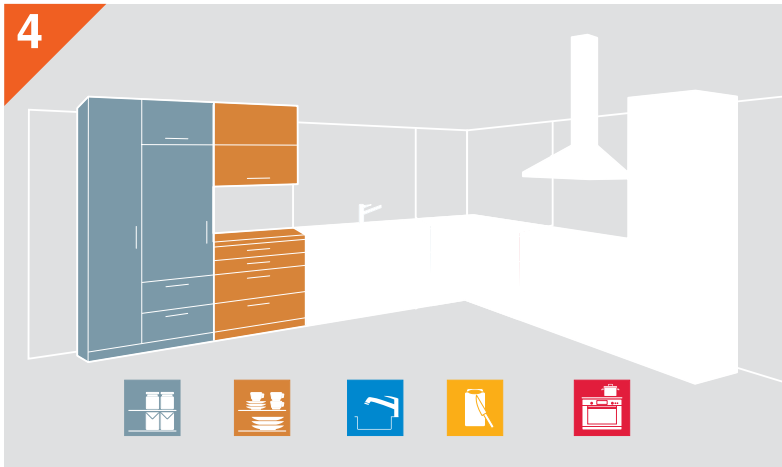
3 Practical inner dividing systems

Workflow – Convenience

A well-thought-out kitchen can save a lot of work. This is because everything is stored where you need it and within easy reach. This shortens distances and ensures ergonomic work. This ensures a good workflow.



Think of typical processes in the kitchen and play these out using the new kitchen plan.




4 5 kitchen zones

Optimal workflows with 5 zones

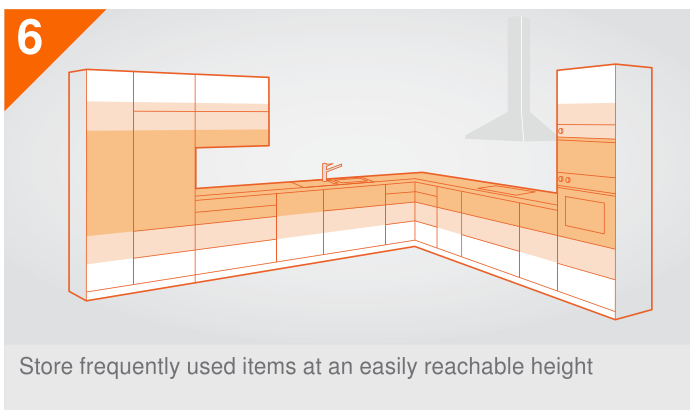
When everything is stored where you need it, you can save distance and time. The 5 zones (Consumables, Non-consumables, Cleaning, Preparation and Cooking) are based upon daily activities, helping to configure these more easily. The zones are arranged clockwise for right-handed people and in the opposite direction for people who are left-handed.



Ensure that there is sufficient main work surface (min. 900 mm). Ideally, this should be located between the sink and hob.



5 Are you right or left-handed?



6 Store frequently used items at an easily reachable height



SPACE TOWER larder unit



U-shaped sink pull-out




SPACE CORNER corner cabinet

Space – Optimisation

Just because you don't have much space doesn't mean you have to miss out on your dream kitchen. You can make optimal use of every centimetre. With pull-outs in a high cabinet, in the corner or under the sink, you can gain plenty of useful storage space in the blink of an eye.


i Determine your own personal storage space requirements. Note down everything that should be fitted into the kitchen.




Gain more space

With deeper furniture, high and closed pull-outs as well as forward-looking planning, you can create a great deal of space that would otherwise be wasted.

i The storage space requirement depends on the individual: this can vary according to cooking and shopping habits and lifestyle. Make sure there is room for everything in your new kitchen.



Flexible ORGA-LINE inner dividing systems help to organise space



Additional inner drawers create more storage space

1



BLUMOTION dampening for silent and effortless closing


Motion – Quality

Furniture that is easy to open even while fully loaded and with dampened closing – that is what makes a beautiful practical kitchen. Electrical or mechanical opening systems ensure high ease of use with handle-less fronts.



Consciously test the showroom furniture, compare it and notice the ease of use.

2



BLUMOTION for doors

3



AVENTOS lift systems open with smooth running action, with infinitely variable opening positions and close softly and quietly

4



SERVO-DRIVE, the electrical opening support system for pull-outs

Easy to open with just a touch

A light touch on the front with the hip, knee or foot is all that is required for drawers, pull-outs and even lift systems to open as if by themselves - thanks to SERVO-DRIVE. And they close again softly and effortlessly with integrated dampening.




SERVO-DRIVE is also available as an individual solution for the waste bin pull-out. SERVO-DRIVE uno.

5



SERVO-DRIVE electrical motion support system for lift systems (closed with the push of a button)

6

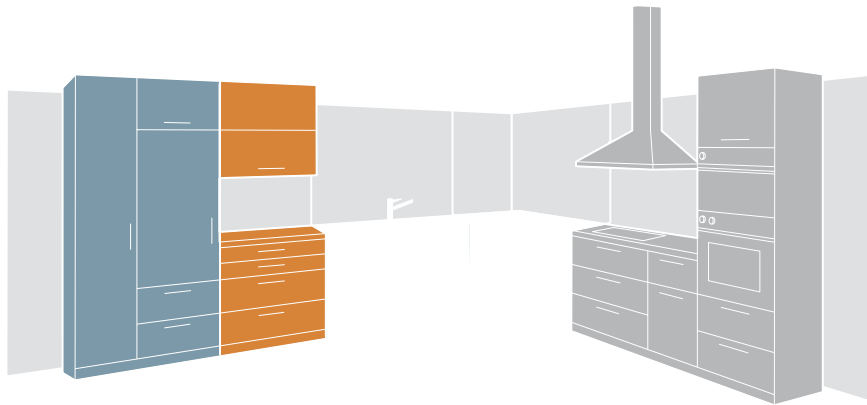


TIP-ON BLUMOTION is 100% mechanical. Touch to open and soft-close with reliable BLUMOTION dampening.

Which kitchen zones should you plan?

There have been studies as early as the 19th Century regarding kitchen workflows and their optimisation. The "Frankfurt Kitchen" design concept developed in 1926 also took into account the work journeys and movements of the kitchen user. In the 50's, the working triangle was developed, which creates a logical relationship of journeys between the main work areas (storage and preparation / cleaning and cooking).

The DYNAMIC SPACE model builds upon this knowledge and includes modern technical advances. It is based on five core zones: Consumables, Non-consumables, Cleaning, Preparation and Cooking



Consumables

This kitchen zone contains typical consumer goods such as canned goods, rice and pasta as well as refrigerated and frozen foodstuffs. In simple terms most grocery shopping is stored in this zone.



Preparation

This zone is the main work area in the kitchen. Most kitchen preparation work takes place here. Items such as: kitchen utensils, knives, small electrical appliances, chopping boards, spices and mixing bowls are all located in the preparation zone.



Non-consumables

This kitchen zone is used to store items such as dishes, glasses and cutlery. It is also an ideal location for "odds and ends" storage (i.e. stationery, pens, household paperwork, etc).



Cooking

This kitchen zone includes the hob, oven, steamer, microwave, extractor hood, pots, pans, cooking utensils and baking trays.



Cleaning

This zone contains space for waste collection and storage as well as household cleaners and cleaning utensils. It is also the location of the sink and the dishwasher.

Right or left-handed?

For right handed people these zones (Consumables, Non-consumables, Cleaning, Preparation and Cooking) need to be planned in a clockwise direction (i.e. from left to right).

For left-handed people, these zones should be arranged from right to left (or anti-clockwise).

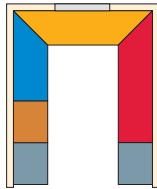


Ideas from Blum
for practical kitchens

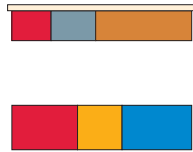
Kitchen types

Can be used with all kitchen types

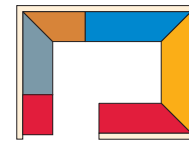
Kitchens can be planned in many different shapes and sizes depending on the design requirements and the size of the room. Options range from U-shaped, island and G-shaped kitchens. There are also L-shape, galley and single-row kitchens. DYNAMIC SPACE can be applied for all of them. It will optimise the existing space and significantly increase the quality of motion - both within and between each zone.



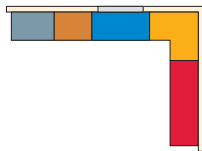
U-kitchen



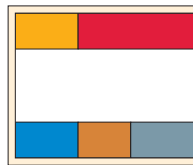
Island kitchen



G-kitchen



L-kitchen



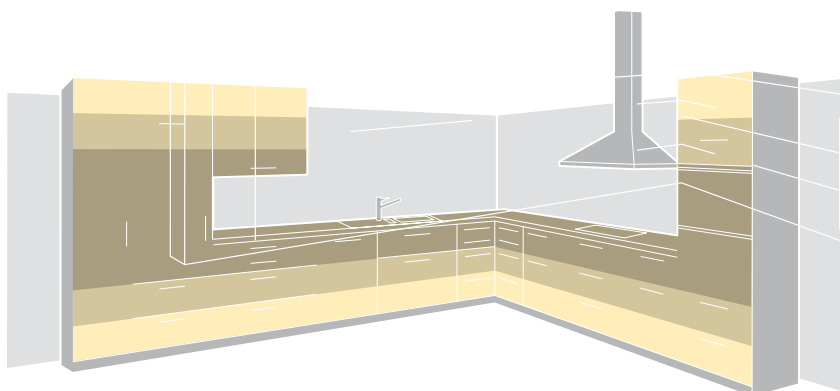
Galley kitchen



Single-row kitchen

Ergonomically recommended storage levels for various items

In general, frequently used items should be stored in easy-to-reach pull-outs near work areas as well as on the first level in the wall cabinet. Seldom-used items end up on the top level of wall cabinets and at the bottom level of base cabinets. This simple principle saves a great deal of time during daily kitchen work.



- Frequently used items
- Less used items
- Seldom used items



11.2. Workshops for kitchen design and sales

DYNAMIC SPACE - Ideas from Blum for practical South African kitchens

Good workflows, enough storage space and top quality motion. These are the three essential features of practical kitchens. Paying attention to all three features ensures that all of the kitchen users' needs and requirements are met. We call our ideas for practical kitchens '**DYNAMIC SPACE**'. Be inspired!

We invite you to attend this half-day event comprising of theoretical discussion and hands-on practical demonstrations in a DYNAMIC SPACE kitchen, run by our own South African DYNAMIC SPACE specialists.

Booking is essential and is subject to availability.

We can accommodate a maximum of 12 people per session.
A minimum of 6 attendees is required for a workshop to take place.
Group bookings are available, as well as custom workshop dates should you require this for your company or institution.

ENQUIRE ONLINE

<http://www.eclipsegroup.co.za/blum/workshops/>

Or send an e-mail to:
candice@eclipsegroup.co.za



CERTIFICATES:

All attendees will receive an Eclipse Certificate of Attendance.

IID members:

You may claim for 1.5 Category One IID CPD points *(subject to change)*

SACAP registered architects:


You may claim for 0.4 CPD credits under Category Three *(subject to change)*

Comments from previous attendees:

"We have to thank you. The workshop was very entertaining and informative. And then you provided a lunch as well. We appreciate your investment in our students and the future designers."

"Found the information on a person's movement in a kitchen to be most interesting as it's not something that I have considered in the past...it was helpful in that it makes one more aware of a client's actual needs versus aesthetics..."

"The experience of using the kitchen and the demonstration were most effective, as well as the workshop wherein we identified fails and successes in the kitchen...it can be applied in our designs and by experience the use of the space I feel I understand the needs of the user better"



Ideas from Blum
for **practical kitchens**

11.3. Technical Training

Technical Training for fitters and manufacturers

In our many years working in the furniture manufacturing industry, we at Eclipse realised the need to provide our clients further knowledge about the products we supply. Eclipse has recognised the importance of training and the gaining of experience. It is not worthwhile to supply products of the highest quality if they cannot be installed correctly and therefore lose their guarantee.

With this in mind we developed a strategy whereby Eclipse can now offer training, free of charge, to our clients. This mutually beneficial offering is available to all Eclipse clients using the Blum product range.

We have various training programmes available for various sectors in the industry and we are adapting and improving these programmes on an on-going basis.

The Installer Training will cover the following:

- How to understand Blum technical support - training
- Basic product theoretical training (all products) and practical training on specific products
- New products

Enquire about Additional Training available for:

- DYNAPLAN
- Assembly devices and machines

Booking is essential and is subject to availability.

We can accommodate a maximum of 12 people per session.

A minimum of 6 attendees is required for a training session to take place.

Group bookings are available, as well as custom training dates should you require this for your company.

Training sessions are available at all Eclipse branches, by arrangement and are free of charge.

ENQUIRE ONLINE

<http://www.eclipsegroup.co.za/blum/training/>

Or send an e-mail to:

technical@eclipsegroup.co.za



11.4. Zone Planner

Zone Planner - Kitchen planning tool

The Zone Planner is an ideal online tool for visualising personal storage space needs before planning starts.

Planning kitchens can be easy if a few preparatory steps are taken. Simply select storage items, specify the quantity and you'll get a list of all the storage items, ideas on how to organise interiors and some practical cabinet solutions.



Zone Planner

Plan enough space in the kitchen!

www.blum.com/zoneplanner



11.5. EASY ASSEMBLY App for installers

EASY ASSEMBLY App - information at hand

This App provides help with questions relating to assembly such as safe installation and precise adjustment of Blum fittings. Relevant assembly information is always at hand and available at any time. This saves time and ensures quality of high-quality furniture.



Watch a demo

EASY ASSEMBLY App *A must-have for installers!*

www.blum.com/eaapp





Section B: Accessories for cabinetry

1. Internal drawer organisers



A range of solutions to organise drawer interiors:

- 1.1. cuisio - elegant insert for cutlery and utensils
- 1.2. connect - linear elements to create order
- 1.3. easyFLEX - adjustable frames for organisation
- 1.4. non-slip matting - protective lining for drawer bases

Internal drawer organisers

1.1. cuisio

The elegant drawer insert.
Compact. Classy.



Suitable for all drawer widths.

An exclusive material mix of translucent plastic and aluminium offering elegance and a fresh appearance. Sophisticated clip connection can be flexibly adapted to different drawer widths. Dividers inside the tray allow optimal space utilisation and cater for individual needs. High-quality material and dishwasher-safe.

- GNI-1108** CUISIO DRAWER INSERT 370W x 475D
- GNI-1111** CUISIO DRAWER INSERT 420W x 475D
- GNI-1114** CUISIO DRAWER INSERT 520W x 475D
- GNI-1120** CUISIO DRAWER INSERT 820W x 475D
- GNI-1154** SIDE PANEL FOR CUISIO INSERT (FOR NON-STANDARD WIDTHS)

- GNI-1160** 100mm CUISIO DRAWER INSERT (SINGLE)
- GNI-1161** 150mm CUISIO DRAWER INSERT (SINGLE)
- GNI-1170** ALUMINIUM STRIP CUISIO
- GNI-1180** 100mm DIVIDER INSERT CUISIO
- GNI-1181** 150mm DIVIDER INSERT CUISIO



Knife block for the Cuisio cutlery tray

- GNI-1152** 150mm KNIFE BLOCK FOR 150mm CUISIO

1.2. connect

Create order inside drawers
Linear. Harmonious.



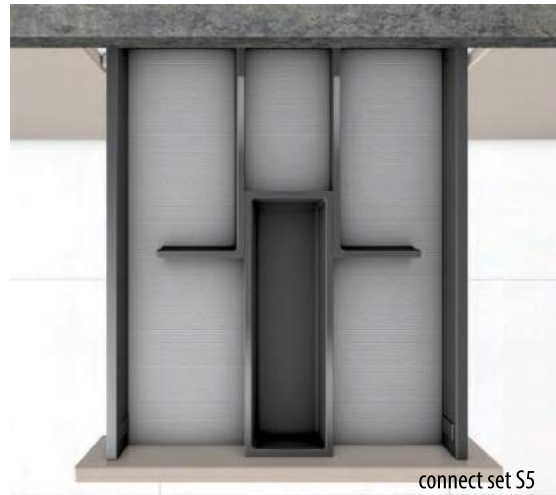
Create order by design

This system can work in any drawer system and can be used in all depths and widths. There are a range of different elements made in a practical grid format. The harmonious, linear elements connect together to create various layouts to suit requirements.



connect set S2

GNI-2552 CONNECT S2 (1 TRAY 40/20 + 4 L-DIVIDERS) NINKA



connect set S5

GNI-2555 CONNECT S5 (1 TRAY 30/10 + 2 L-DIVIDERS) NINKA

Individual elements can be ordered

GNI-2571 CONNECT 30/10 TRAY ONLY NINKA

GNI-2572 CONNECT 40/20 TRAY ONLY NINKA


GNI-2581 CONNECT L-DIVIDER 25/10 LEFT ONLY NINKA

GNI-2582 CONNECT L-DIVIDER 25/10 RIGHT ONLY NINKA

1.3. easyFLEX

Organisation for the interior

Adjustable. Flexible.



Organises the interior of drawers

Simple and versatile. The adjustable easyFLEX frame can perfectly adapt to the requirements of any kitchen. The frames can adjust to fit the available drawer space. It can also be used free-standing to organise items on a countertop. Non-slip rubber feet makes the unit slip-proof.


GNI-1001 EASYFLEX DARK GREY ADJUSTABLE FRAME NINKA

1.4. Non-slip matting



Finish off drawer interiors

Fit all drawers with non-slip matting. Prevents items from sliding around. Protects the drawer bases and protects from spills. Easy to clean



- ITA-1221** BLACK NON-SLIP MAT 1.5TH (475mm) x 1m
- ITA-1222** BLACK NON-SLIP MAT 1.5TH (1450mm) x 1m
- ITA-1231** WHITE NON-SLIP MAT 1.5TH (475mm) x 1m
- ITA-1232** WHITE NON-SLIP MAT 1.5TH (1450mm) x 1m
- ITA-1201** DARK GREY NON-SLIP MAT 1.5TH (475mm) x 1m
- ITA-1211** DARK GREY NON-SLIP MAT 1.5TH (1450mm) x 1m
- ITA-1201** DARK GREY NON-SLIP MAT STRIPES 1.5TH (475mm) x 1m
- ITA-1211** DARK GREY NON-SLIP MAT STRIPES 1.5TH (1450mm) x 1m

2. Storage/Waste Bins



A range of bins to suit various applications

- 2.1. one2five hanging frame - for neat storage of bins
- 2.2. one2four multi-bin range - various sizes and volumes
- 2.3. one2four free-standing bins - for storage of waste, recycling, cleaning agents etc in a drawer
- 2.4. sideBox - makes clever use of space
- 2.5. one2top accessory range - cleaning accessories
- 2.6. wasteboy - under the sink storage
- 2.7. bioBoy - small, versatile hang-on bin

Storage / Waste Bins

2.1. one2five - hanging frame

Ergonomic and practical storage.
Suspended and close at hand.



one2five Hanging frame specifically designed for Blum **TANDEMBOX** drawer systems

Arriving 2018

one2seven Hanging frame specifically designed for Blum **LEGRABOX** drawer systems

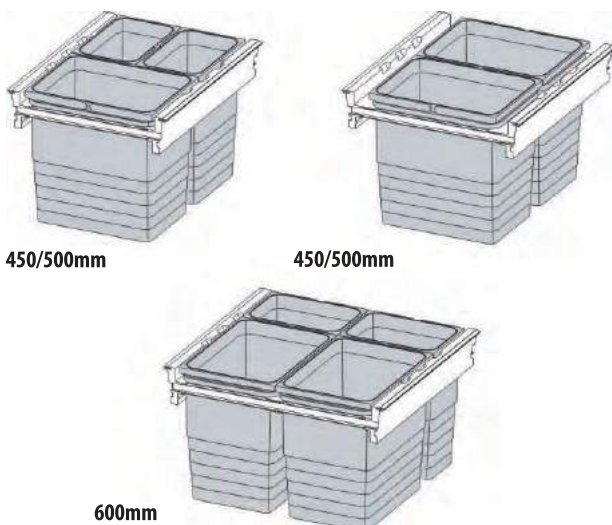
Hanging frame for one2four bin range

Ergonomics and practicality provide the basis for a modern accessories system. This contemporary storage separation system offers a clean and hygienic solution for waste disposal, safe storage of cleaning agents and is also suitable for convenient separation of recyclables. The frame is specifically designed for Blum TANDEMBOX drawer systems. A range of one2four bins is available in different sizes and volumes, allowing flexible usage. Intelligently and systematically combined as a set, the bins offer individual configurations for many applications. The bins are injection moulded from recyclable polymers and the resistant finish makes the bins easy to clean. The bins are equipped with practical carrying handles to make removal from the one2five hanging frame easy. The system uses the one2four multi-bin range, the lid cover plate and the one2top accessory range. Available for drawer sizes 450mm, 500mm and 600mm.

GNI-1402 ONE2FIVE HANGING FRAME FOR T/BOX **450W** x 500D

GNI-1403 ONE2FIVE HANGING FRAME FOR T/BOX **500W** x 500D

GNI-1404 ONE2FIVE HANGING FRAME FOR T/BOX **600W** x 500D



SERVO-DRIVE for one2five

Equip the waste bin pull-out with SERVO-DRIVE the electrical opening system from Blum and experience perfect motion, hands-free!

Layout examples

The bins can be arranged in various layouts. Different volumes can be used.



Av. de Angola, nº 2032 - Maputo - MZ
+258 21 466 446 +258 84 434 3494
+258 87 434 3499
vendas@syknio.co.mz
www.syknio.co.mz
syknio

Sole agents of Blum in MZ



DISCLAIMER:

Photographs herein are a representation only and may vary from actual product.
You are advised to view actual product before purchasing.
Products represented may be discontinued and/or out of stock.
Eclipse reserves the right to alter/change the product range without prior notice.
You are advised to confirm availability of the product prior to making a final choice of product.

Printed October 2017